

Key	Part	Description	Key	Part	Description
1	R6E7	Spindle Screw Set	12	R6A30	Spindle
2	R7F2B	Handle-plate Lock Nut	13	R6J12	Spindle Washer Set
3	R4F22	Handle Assy	14	R7J4-BCLH	Drag Pawl
4	R7E28	Handle-plate Assy	15	R5G3	Drag Pawl Spring
5	R7D17	Drag Wheel	16	R5K1	Drag Off – On Cam
6	R7B/C27	Friction Washer Set	17	R7K10	Drag Off – On Lever
7	R4A	Spool Only	18	R5E10	Ratchet Assembly
8	R7L1	Silent Drag Cam	19	R6F3B	Dome Nut
9	R5B5	Fish Alert Wheel	20	R2G13B	Base Lock Spring
10	R7H5	Friction Tube Washer	21	R2DEF4	Base Bolt Assembly
11	R7A11-LH	Friction Tube	22	R2A2	Index Plate Assembly



65S-LH



CONGRATULATIONS and thank you for purchasing our Australian made super light Carbon Fibre reel as your choice of fishing reel. These reels are constructed from the highest quality materials including carbon fibre infused resin and space grade titanium to ensure your reel will last for many years.

Plus, all these other advantages -
Long, accurate casts: Now, with only the minimum of practice you will be able to cast further and more accurately than ever before.

Control large fish with ease: Powerful one-to-one direct wind means you only need about a quarter of the effort required to lift a similar weight on a spinning reel.

You can fish harder and longer: Simple, rugged construction means you can forget that fiddly maintenance, because your Alvey reel will resist the effects of saltwater and sand.

Special Features

- Carbon Fibre Spool
- Carbon fibre Handle Plate
- Carbon Drag Washers
- Titanium Spindle
- Stainless Steel Friction Tube
- Carbon Fibre Back Plate

More comfortable fishing: Low winch-mount rods let you fish with your arms in a relaxed position.

No line twist: Use a small free-running swivel as the last piece in any rig and you'll minimise any line twist. (See illustrations inside)



Care Instructions

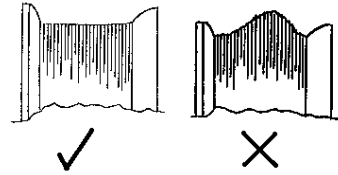
We recommend a thorough wash in fresh water after use in salt water.

Reel Icon Pty Ltd Trading as
 Alvey Reels Australia ABN 57 625 261 707
 2-6 Antimony Street Carole Park Qld 4300
 t: +61 7 3271 2844 f: +61 7 3271 2451

For more hints and tips on maintenance, please visit the **spare parts** page at www.alvey.com.au
 e: info@alvey.com.au
#alveyreels

Recommended Line Size

Your 65S-LH reel will hold approximately 650 metres of 9 kg line. If fishing near rocks or other hazards use heavier line to help avoid line breakage.



Filling the Spool with Line

Always take the line from the front of the dispenser, never the side.

Wind firmly and evenly onto the spool, spreading the line with your fingers to give a smooth casting base.

Never stretch a nylon monofilament onto a spool; when it goes back to its original length it will exert strong enough crushing action to damage your spool.

Never allow loose coils to develop on your spool through careless uneven winding.

Adopt the habit of applying light finger tension when retrieving line and spread evenly over its bed.

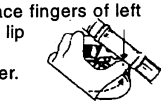
Selecting a Rod

Your rod and reel outfit should be balanced so you can hold it comfortably over long periods. A matched set, which has a point of balance where it's held in the left hand, will give you the most comfortable posture. The ideal rod for this reel should be 3.3 to 4.4m in length.

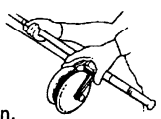
The use of a short butt brings the reel into a natural position for rewinding with your elbows at your side and without strain.

The Simple method for LONG DISTANCE SURF CASTING With the world's best side-cast reel – ALVEY!


1. To begin, place fingers of left hand on spool lip and thumb on release lever. Press lever... turn spool



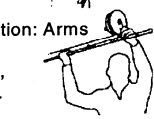
2. Turn spool a full quarter to open-face casting position.



3. Release line from open runner. Restrain line with thumb on spool.



4. Casting position: Arms high rod held over shoulders, reel above rod.



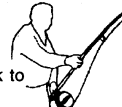
5. Casting action: Punch hard with right hand, pull downward with left hand.



6. Casting drive: Follow through while releasing line grip as power is applied. Rod butt must clear left leg.




7. End of cast: Trap line at reel base. Turn drum back to fishing position.



8. Return line to open runner.



9 & 10 A comfortable fishing position makes hooking, playing or landing a fish more efficient.



If you're left-handed simply carry out above instructions the other way round.

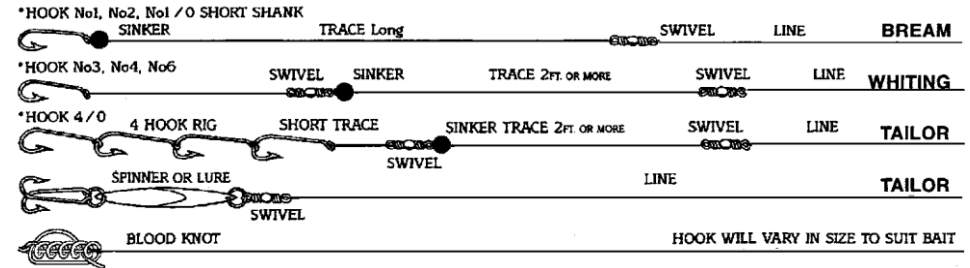
Rigs & Swivels

When used properly a brass swivel is a very inexpensive and efficient way to keep a fishing line in good condition. Curls and twists in a line can be caused by many things, but can be kept to a minimum by the correct use of a swivel

Swivel Sizes

Line breaking strain	Swivel size
1 – 5 kg	No 14
5 – 8 kg	No 12
8 – 15 kg	No 10
15 – 20 kg	No 9

Swivel must be above sinker



65S-LH



Non-Reversing Drag Models

The non-reverse series of reels allows line to be released under a pre-set pressure while the reel handle remains in a stationary position. The Stealth models incorporate the new Carbon Fibre Washer that improves the range and smoothness of tension settings available.

Playing the fish

Once the fish has been hooked always keep a bend in the rod by holding it at an angle to the fish. With the power of an Alvey reel you are in control. Do not rush the fish. Allow the drag to tire the fish. Many times the fish is lost in the shore break. Keep a steady tension on your line, a bend in the rod and ease the fish ashore.

Fish Alert

When leaving the rod and reel unattended, activate the fish alert on the back of the reel by moving the button into the on position. If a fish takes line a warning noise will be heard.

Setting the Drag

Make sure the drag activating lever on the back of the reel is in the 'On' position. Using a small spring balance to pull the line off the reel. Set the tension of the drag to be approximately one third of the breaking strain of your line by rotating the drag wheel on the front of the reel. (Clockwise to increase tension.) It is better to have the drag set light as a short sharp run from a large fish could snap the line on an over set drag.

The drag wheel is easily adjusted while fighting the fish and the unique style of the Alvey reel allows extra drag pressure to be applied directly to the spool by using the palm of your hand against the bottom of the reel.

Maintenance

Use a light machine oil for working spindles etc. Then oil the handle, index mechanism and drag pawl. After each day of fishing relieve the drag tension, wash off salt and sand and lubricate as above before storage.