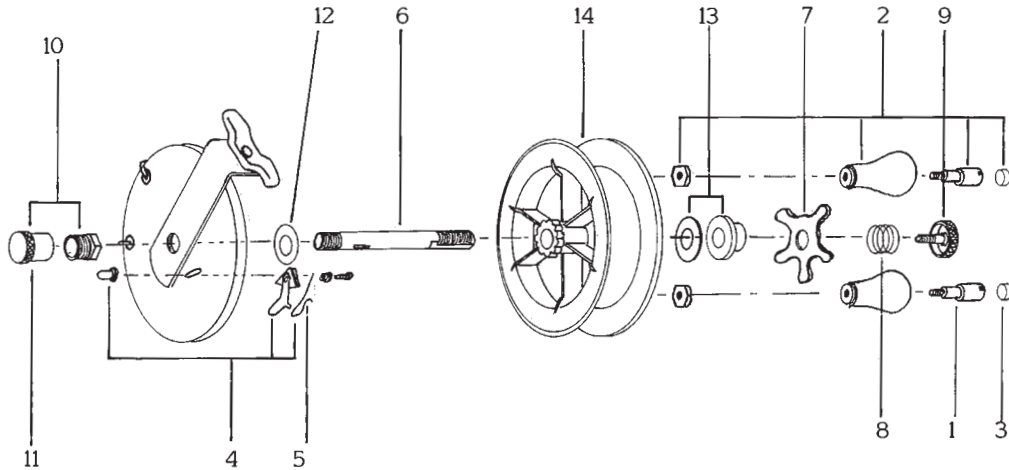


MODEL 925A52



KEY NO.	DESCRIPTION	PART NO. 925 A52
1	Handle Screw	R4E5
2	Handle Assembly	R4F6
3	Felt Plug	R4H2
4	Ratchet Assembly	R5E3
5	Ratchet Spring	R5F2
6	Spindle	R6A9
7	Spindle Nut	R6B6
8	Spindle Spring	R6C3
9	Spindle Screw	R6E3
10	Spindle Grease Cap and Nut	R6G1
11	Spindle Grease Cap	R6G2
12	Spindle Fibre Washer	R6J4
13	Spindle Nylon Washer & Fibre Washer	R6O2
14	Spool with Handles	R4B



Metal backed A&C Series non-casting

Deep Sea Reels heavy duty

AUSTRALIAN MADE • AUSTRALIAN OWNED

CONGRATULATIONS and thank you for purchasing one of our range of fishing reel. These reels are constructed from the highest quality materials to ensure your reel will last for many years.

The A&C series reels all have strong stainless steel backplates to handle the toughest conditions in salt & sand. Smaller reels have plastic spools and larger models have fibreglass reinforced spools for maximum strength. Larger models have smooth multi plate clutches in the 'C' series reels.

Our reels have large line capacities to suit your fishing needs and a powerful 1:1 winding ratio allows you to control large fish and get them off the bottom quickly to ensure a safe catch.

DID YOU KNOW Alvey reels are fish sensitive?

Angling with an Alvey side-cast or boat reel means you're using a system that lets you 'feel' the bite directly through the handles as well as through the fingers you use to guide the line. No other reel gives you this unique direct contact with your bait or lure- and the fish.

Plus all these other advantages...

CONTROL LARGE FISH WITH EASE:

Powerful one-to-one direct wind means you only need about a quarter of the effort required to lift a similar weight on a spinning reel.

YOU CAN FISH HARDER AND LONGER:

Simple, rugged construction means you can forget that fiddly maintenance, because your Alvey reel will resist the effects of salt water and sand.

NO LINE TWIST:

Use a small free-running swivel as the last piece in any rig and you'll never have line twist. (See illustrations inside)

GUARANTEE AGAINST FAILURE:

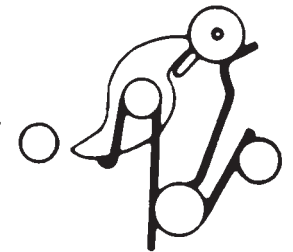
If your Alvey reel should ever fail because of faulty workmanship or materials, just return it to the place of purchase or to the factory and we'll repair it. Without charge.

LARGE LINE CAPACITY

Should replacement of drag or ratchet action springs be necessary refer to the illustration below.



RATCHET SPRING



DRAG SPRINGS

RECOMMENDED LINE SIZE

For fish up to 1kg use 3 to 4kg line, gamefish 1 1/2 to 2 1/2kg use 5 or 6kg line, for larger fish use 7.5 to 10kg line. If fishing near rocks or other hazards use heavier line to help avoid line breakage.

FILLING THE SPOOL WITH LINE

Always take the line from the front of the dispenser, never the side.

Wind on firmly and evenly onto the spool, spreading the line to give a smooth casting base.

Never stretch a nylon monofilament onto a spool, when it goes back to its original length

RIGS & SWIVELS

When used properly a brass swivel is a very inexpensive and efficient way to keep a fishing line in good condition.

Curly and twists in a line can be caused by many things, but can be kept to a minimum by a correct use of a swivel.

The swivel must be above the weight. Whatever the rig always use the smallest practical swivel above any attachment to the line.

DEEP WATER ANGLING

The successful methods and rigs used in ocean and bay fishing differ very greatly in each area studied. Consequently there can be no hard and fast instructional rigs shown. There is no substitute for obtaining knowledge from someone who has regular good results in the locality.

We can assure you that your introduction to rod and reel in this type of fishing will bring you more proficient angling and greater enjoyment from each fish caught. The size of your catch will always depend to a large degree on the knowledge and ability of the helmsman to correctly position the boat on

it will exert strong enough crushing action to damage your spool. Never allow loose coils to develop on your spool through careless uneven winding. Adopt the habit of applying light finger tension while the line is spread evenly over its bed.

SELECTING A ROD

Your rod and reel outfit should be designed so you can hold it comfortably over long periods. Most standard boat rods are compatible with Alvey Deep Sea Reels. Using a rod bucket around your waist also makes fishing easier.

All reels that cast from the side of a stationary spool give maximum unrestricted casting, free from snarls or backlash, but it's essential that a small free running swivel is used as the last item above the rig.

SWIVEL SIZES

Size No. 12 Lines 3 to 5kg breaking strain.
Size No.10 Lines 6 to 7kg breaking strain
Size No.8 Lines 10 to 12kg breaking strain.
Size No.6 Lines 12 to 17kg breaking strain.

good feeding grounds, some of which are not easily located in ocean waters.

However, there are some features which have been found to be advantageous in many areas and we list a few of your guidance.

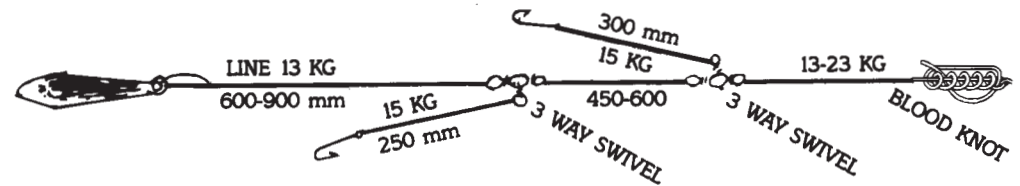
Before selecting a position on the boat, assuming it is a large charter vessel, enquire whether the fishing will be done from an anchored boat, or if it is mainly while drifting with the ocean swells. When lying at anchor the prime position is undoubtedly at the stern. Yet when drift fishing you will be better placed in the centre side of the boat.

When fishing a reefy area which causes constant fouling of the gear, the customary rig would have the lead weight attached to the extreme end of the rig, with a line of lesser strain than the mainline. This allows the weight to break free without large loss of costly line.

The hooks can be joined to the mainline with a

blood loop dropped knot, or double overhand loop knot, but we prefer to advise the use of three-way swivels which are as small as practicable. Select the type which have a direct working action between two of the swivel eyes ('T' shape) and do not attach traces to the top eye of the swivel.

RIG FOR SNAPPER AND REEF FISH



This is a very efficient rig, making use of three-way swivels. This allows the baits to spin freely as the sinker takes them down and allows any twist in the line to adjust itself as the line slackens with the rise and fall of the boat.

ALVEY 'A' SERIES

DIRECT WIND REEL - MODELS A1 & A5

The ultimate in simplicity of construction, with the absolute minimum of wearing parts. 'A' Series reels have no star drag action. As the fish makes its run, even-line tension is maintained by the angler taking his or her fingers from the winding handle and putting them under the reel against the line still left in the spool well.

ALVEY 'C' SERIES

NON-REVERSING DRAG MODELS -C1 & C5

Incorporating a multi-plate friction clutch on larger models these reels give a wide range of tension settings which don't vary once set while battling with the fish, but the drag control star nut is positioned in such a way that adjustments can be made while the fish is played. With the pawl knob engaged, the handle locks in a stationary position while the spool continues to give line to the running fish.

SETTING THE DRAG

The drag system allows line to be pulled from the reel under tension without breaking when a fish strikes, or makes a quick run when

hooked. Set the drag by turning the anti-reverse 'on' then pull the line against a small handscale. Adjust the drag tension from one third to no more than half the line's ideal strength. It's better to start fishing with the drag set too loose than too tight, and tightening it when the fish is on. If too tight, the line may break. Always loosen the drag completely after fishing.

PLAYING THE FISH

Once the fish has been hooked always keep a bend in the rod by holding it at an angle to the fish. With the power of an Alvey reel, you only need to hold the rod up and wind in. If the fish is too strong, let go some line until it tires then rewind. With large fish, pumping with the rod will help in landing it.

MAINTENANCE

Use Alvey reel Lube for working spindles etc. Then light machine oil on handles and index mechanism. After each day's fishing wash off salt and sand and lubricate as above before storage. Unless major overhaul is required, there's no need to strip the reel completely.